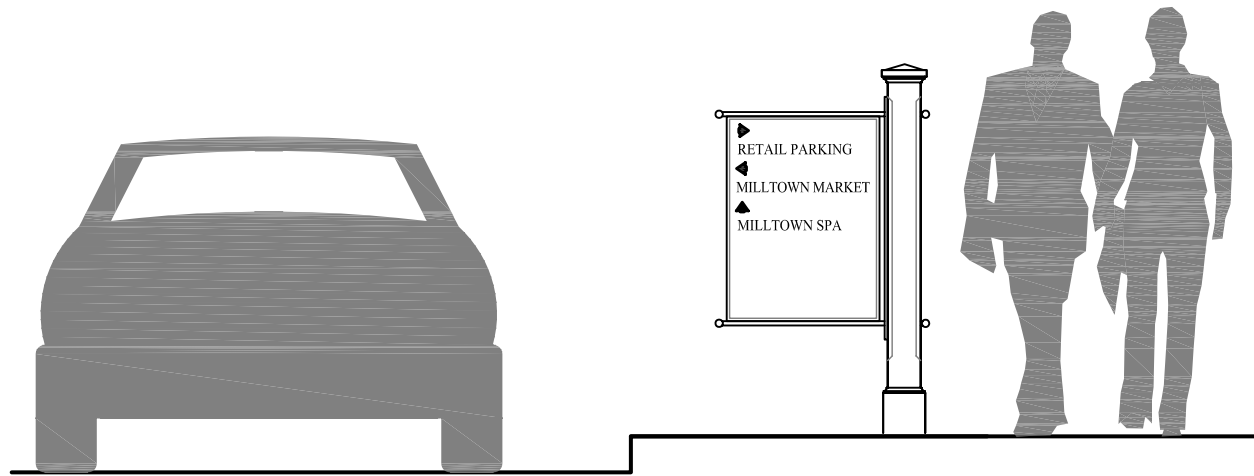



SIGN TYPES AND STANDARDS



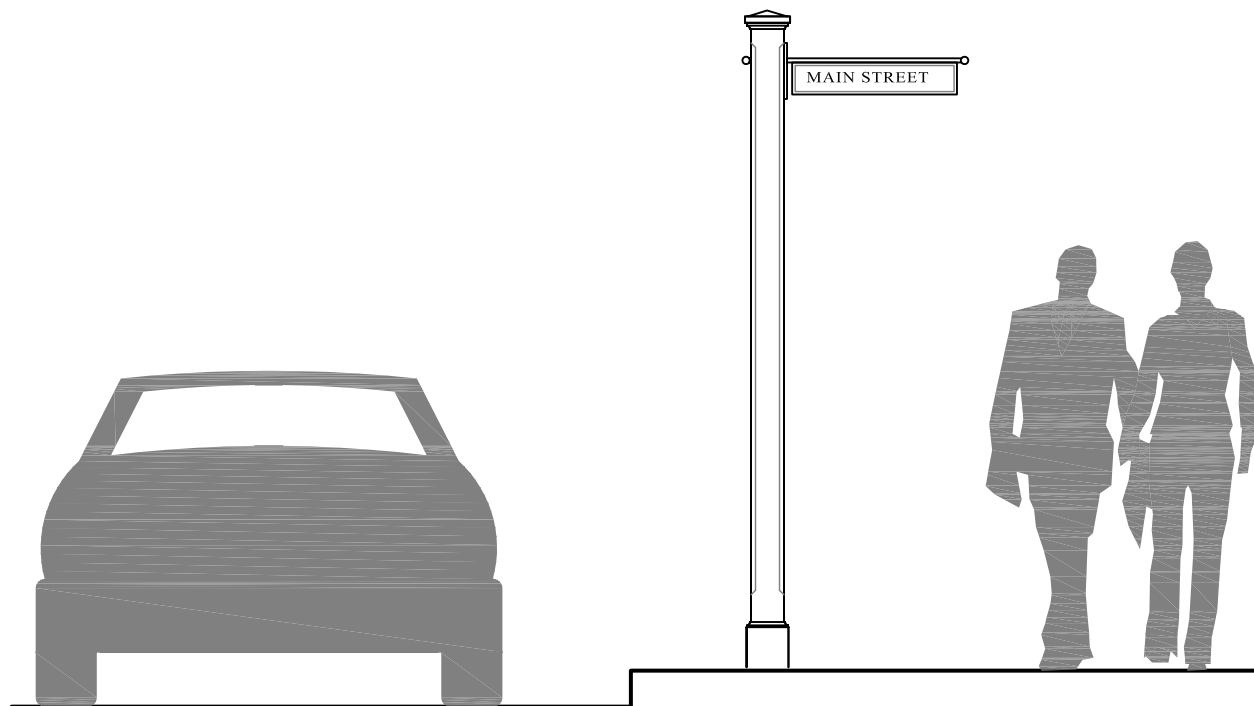
TYPICAL VEHICULAR DIRECTIONAL

Carved wood or PVC post with painted wood or HDU sign panel and wrought iron like connectors.




TYPICAL BUILDING GROUND MOUNTED SIGN

Carved wood or PVC post with painted wood or HDU sign panel and wrought iron like connectors on stone planter.



TYPICAL STREET SIGN

Carved wood or PVC post with painted wood or HDU sign panel and wrought iron like connectors.



TYPICAL DIRECTORY SIGN

Carved wood or PVC post with painted wood or HDU sign panel and wrought iron like connectors on stone planter.


PROJECT:

Milltown Commons

CLIENT:

Milltown Commons LLC
P.O. Box 183
North Stonington,
Connecticut 06359

PROJECT PLANNERS:



NEW ENGLAND DESIGN
INCORPORATED

25 LEDGEBROOK DRIVE
MANSFIELD, CT 06250
860 - 423 - 0334
newenglanddesign@aol.com



150 TRUMBULL STREET
HARTFORD, CT 06103
860 - 249 - 2200

PROJECT NO:

2006-420

DATE:

08-07-09

PAGE TITLE:

SIGN TYPES &
STANDARDS

PAGE NO: